



BEVERAGE-AIR®

Project: _____	AIA#
Item: _____	
Location: _____	SIS#
Approved: _____	

VISTA® BOTTOM MOUNT REACH-IN REFRIGERATOR

MODEL:
RB44HC-1S

RB44HC Solid Door Reach-In Refrigerator
Hydrocarbon Series

RB44HC BOTTOM MOUNT: VISTA® SERIES

5 Year Parts/Labor Warranty Available
7 Year Compressor Warranty



CABINET CONSTRUCTION

- Stainless steel front and doors, gray painted sides
- Gray painted aluminum interior
- Full electronic control
- LED lighting
- Door locks
- Self-closing doors with 120° stay-open feature, on spring-loaded hinges
- One-piece grille allow easy removal/installation for preventative maintenance
- Six (6) heavy duty epoxy coated wire shelves standard
- 6" Casters standard with (2) brakes

OPTIONS & ACCESSORIES

- 3 Year parts/labor standard, additional 2 year warranty available
- Stainless steel universal tray slides (AC)
- Epoxy shelves
- Shelf clips
- 3" Casters or 6" legs
- 6" Flanged/seismic feet
- Remote option* (see note on back page)

REFRIGERATION SYSTEM

- Uses environmentally friendly, energy efficient R290 refrigerant, and meets all regulatory requirements for CARB, SNAP, DOE & more
- Adaptive defrost
- Epoxy coated evaporator coil
- Maintains product temperatures between 36°-38°F



 Please verify qualifying units by visiting:
www.energystar.gov/cfs

3779 Champion Blvd., Winston-Salem, NC 27105
1-888-845-9800 Fax: 1-336-245-6453
Beverage-Air.com Sales@bevair.com



BEVERAGE-AIR®

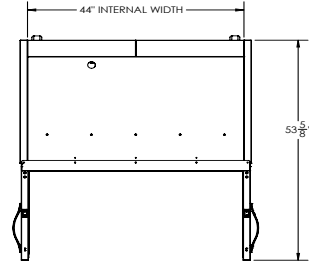
MODEL	RB44HC-1S
EXTERNAL DIMENSIONAL DATA	
Width Overall	47"
Depth Overall with Handles	33 ¾"
Height Overall	84"
Number of Doors	2
Depth with Door Open 90°	53 ⅝"
Door Openings (in)	20 ¼" x 52 ⅝"
INTERNAL DIMENSIONAL DATA	
NET Capacity (cubic ft.)	44.0
Internal Width Overall (in)	44"
Internal Depth Overall (in)	25 ⅞"
Internal Height Overall (in)	61 ⅝"
Internal Height Useable (in)	55"
Number of Shelves	6
ELECTRICAL DATA	
Full Load Amperes 115/60/1	3.9
REFRIGERATION DATA	
Horsepower	1/3
Capacity (BTU/Hr)	2291
Heat Rejection (BTU/Hr)	3436.5
Charge (lbs/grams/ounce)	0.2425 / 110 / 3.88
SHIPPING DATA	
Gross Weight (crated lbs)	484 lbs
Height - Crated	85"
Width - Crated	49"
Depth - Crated	36"

*NOTE: Remote units are field wired and come with 6" legs.
Refrigerant must be specified at time of order.

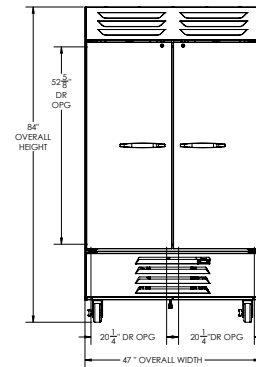
VISTA® Bottom Mount Reach-In Refrigerator Model: RB44HC-1S

Model Views

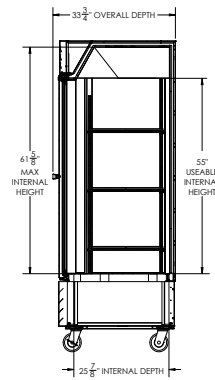
Required Clearance: Rear 3" & Bottom 3"



PLAN VIEW



ELEVATION VIEW



SIDE VIEW

ELECTRICAL CONNECTION



115/60/1
NEMA 5-15P

Unit pre-wired at factory and include 8' long cord and plug set.



3779 Champion Blvd., Winston-Salem, NC 27105 1-888-845-9800 Fax: 1-336-245-6453 Beverage-Air.com Sales@bevoir.com

an Ali Group Company



The Spirit of Excellence